

November 08, 2024

www.encoreenergy.com

Phone: 402-905-4000 or 855-4NATGAS

Physical Spot Prices – November 07, 2024

| | Price | Change | Natural Gas Equivalent |
|---------------------------|----------------|-----------|------------------------|
| Natural Gas – H. Hub | \$2.693 /MMBtu | -\$0.014 | \$2.693 |
| Propane – Mont Belvieu | \$0.8096/gal | +\$0.0932 | \$8.85 |
| Crude Oil – WTI Cush | \$71.69/bl | +\$3.080 | \$12.36 |
| No.2 Heating Oil – NYH | \$72.66/bl | +\$2.830 | \$12.47 |
| No.6 Resid. – G. Coast | \$65.42/bl | -\$0.630 | \$10.40 |
| Cent App Coal (prev. day) | \$73.25/ton | +\$0.100 | \$2.93 |

Change is from previous week

U.S. Rotary Rig Count for:

| | Gas | Oil |
|----------------------|-----|-----|
| Week ending 11-01-24 | | |
| Current | 102 | 479 |
| Last Week | 101 | 480 |
| Last Year | 118 | 496 |

Market Update is a weekly publication of Encore Energy Services, Inc. and is designed to provide industrial and commercial customers with the latest "Market News" in the natural gas industry. The information contained herein is intended as general business information. This publication contains forward-looking material and is not intended for a specific business situation. If you would like copies of previous reports, please visit our website or contact your Sales Manager.

Futures Pricing

At the close of business Thursday, November 07, 2024 the future strip prices were as follows:

| | This Week 11/07/24 | Last Week 10/31/24 | Change | Last Month 10/07/24 | Change | Last Year 11/07/23 | Change |
|----------------------|-----------------------|-----------------------|----------|------------------------|----------|-----------------------|----------|
| NYMEX near month | \$2.693 | \$2.707 | -\$0.014 | \$3.218 | -\$0.525 | \$4.266 | -\$1.573 |
| NYMEX 12-month strip | \$2.920 | \$2.933 | -\$0.013 | \$3.293 | -\$0.373 | \$4.081 | -\$1.161 |
| NYMEX Winter strip | \$3.730 | \$3.735 | -\$0.005 | \$3.910 | -\$0.180 | \$4.716 | -\$0.986 |
| NYMEX Summer strip | \$2.928 | \$2.934 | -\$0.006 | \$3.232 | -\$0.304 | \$3.885 | -\$0.957 |

Near month range for the week = \$2.514 - \$2.818

Current near month is December '24

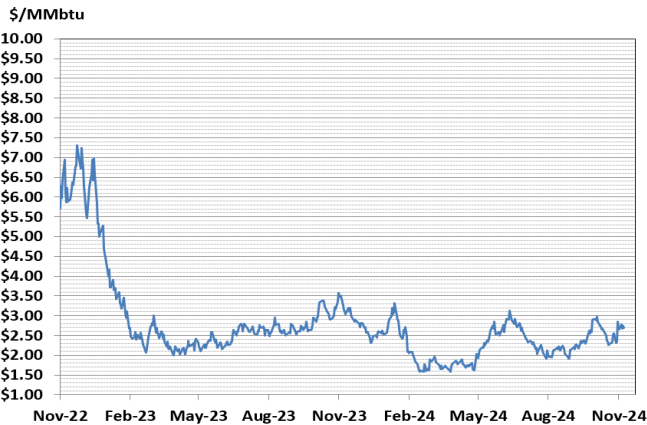
Summer strip is April '25 – Oct '25

12-month strip is December '24 – November '25

Winter strip is Dec '25 – Mar '26

Near-Month Natural Gas

Futures Prices (NYMEX) through Nov 07, 2024



Storage Report

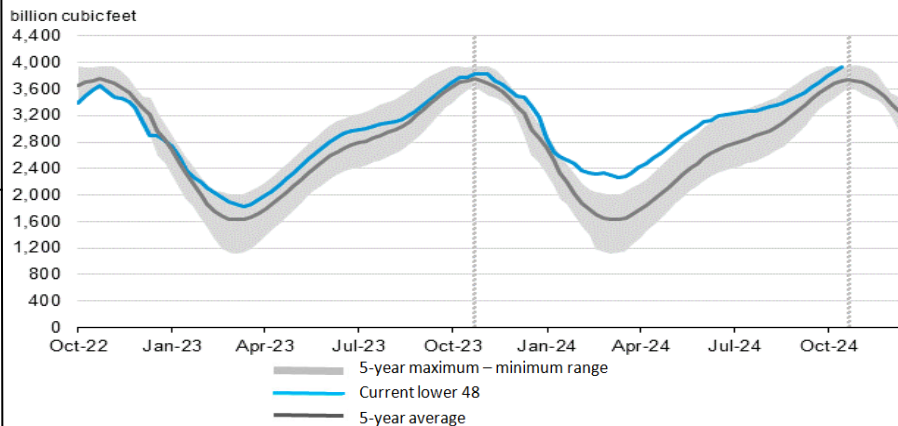
For the week ending November 01, 2024, natural gas storage reported by the Energy Information Administration (EIA) was (in Bcf):

| This Week | Last Week | Last Year | 5 Yr. Ave. |
|-----------|-----------|-----------|------------|
| 3,932 | 3,863 | 3,775 | 3,717 |

Change this week: +69 Bcf Change for the same week last year: +19 Bcf

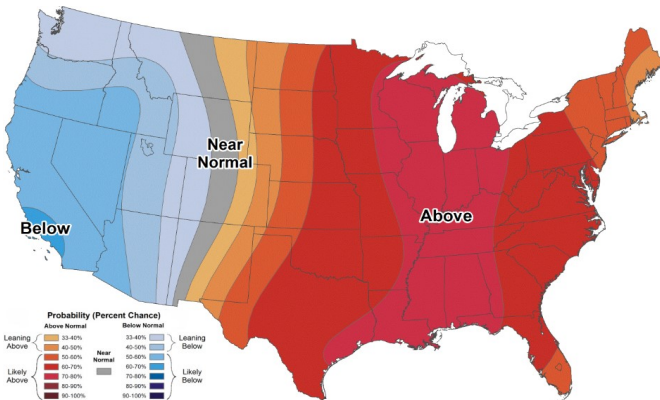
Inventory vs. 1 Year ago: +4.2% Inventory vs. 5-Yr. Ave: +5.8%

Working Gas in Storage Compared to 5-Year Range

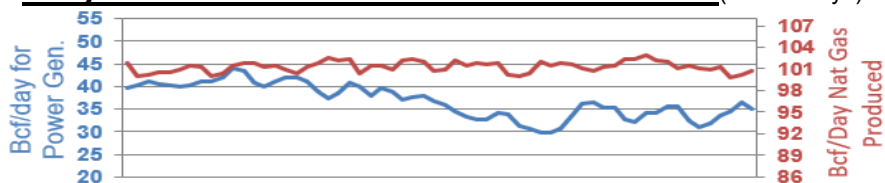


Temperature Forecast

November 15 through November 21, 2024



Daily Nat Gas Use For U.S. Power Production (last 60 days)



Last 52 week Average = 36.8 Bcf/day

Last 30 day Average = 33.5 Bcf/day

% of U.S. Demand = 42%

% of U.S. Demand = 42%

For more information on anything addressed in this report, please contact your Sales Manager.

Sources: NOAA, EIA, CME Group and Baker Hughes